

# ROTOR TAIL [H0429-S]



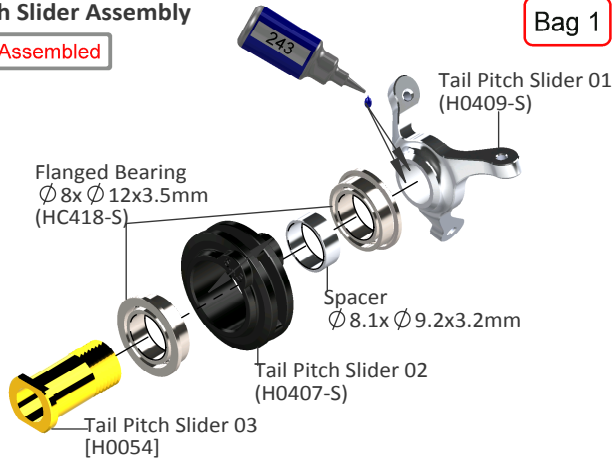
H0429M\_Rev01

Please read this user manual carefully, it contains instructions for the correct assembly of the model.  
Please refer to the website [www.goblin-helicopter.com](http://www.goblin-helicopter.com) for updates and other important information. Thanks You.

## Tail Pitch Slider Assembly

Already Assembled

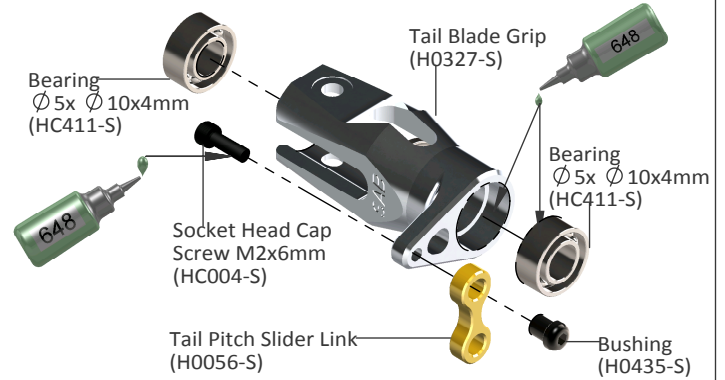
Bag 1



## Tail Blade Grip Assembly .....x3

Bearing Already Assembled.

Bag 2




Bag 3

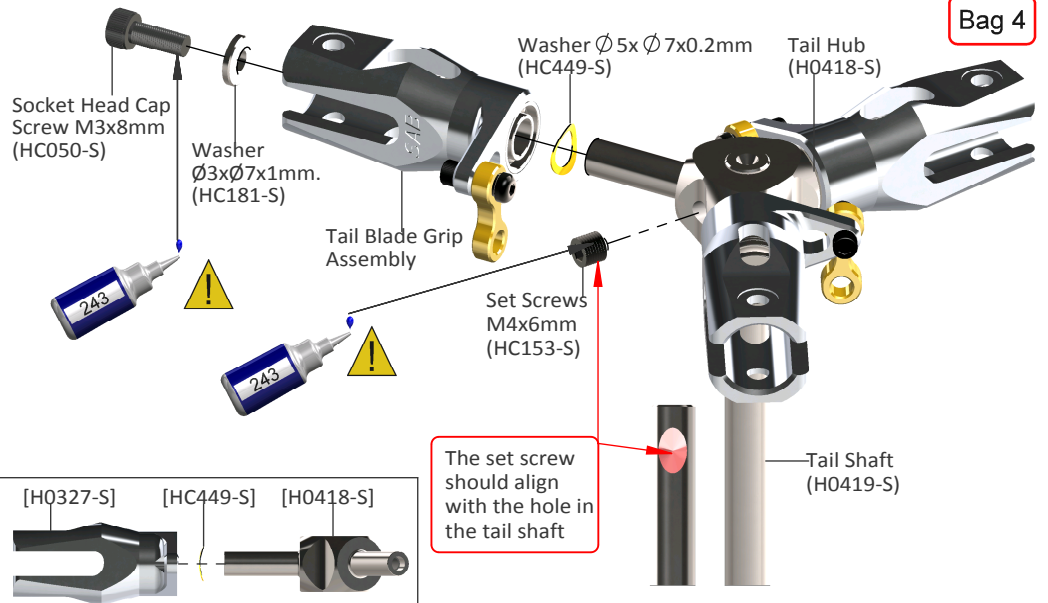
Thrust Bearing  
5x10x4mm  
(HC435-S)

Note: Larger ID

Spacer  
7.5x10x0.5mm  
(H0349-S)

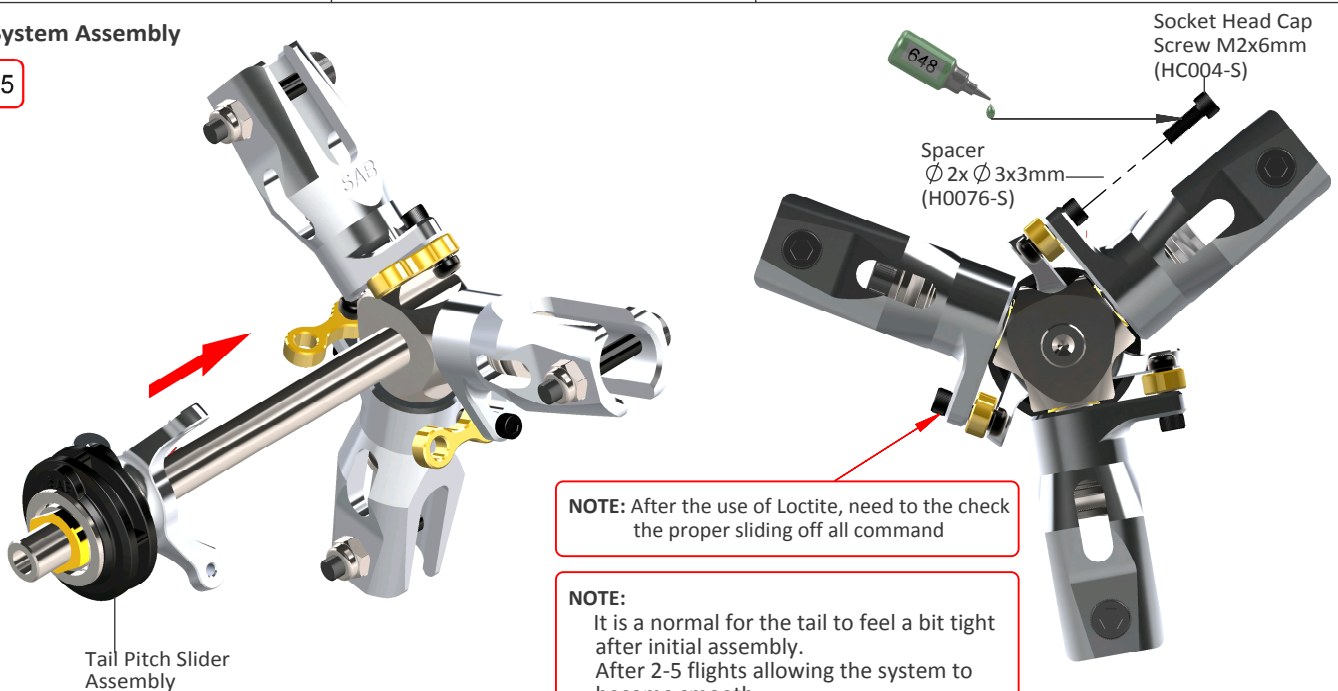


Bag 4



## Tail System Assembly

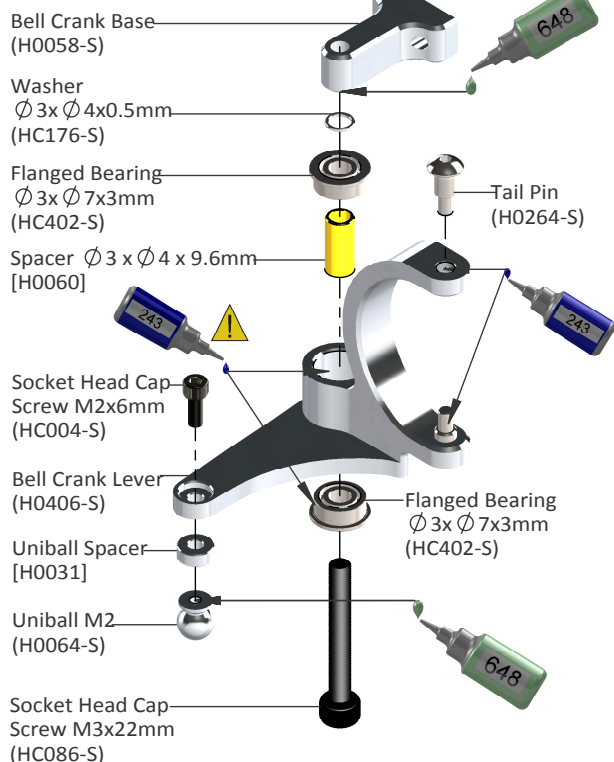
Bag 5



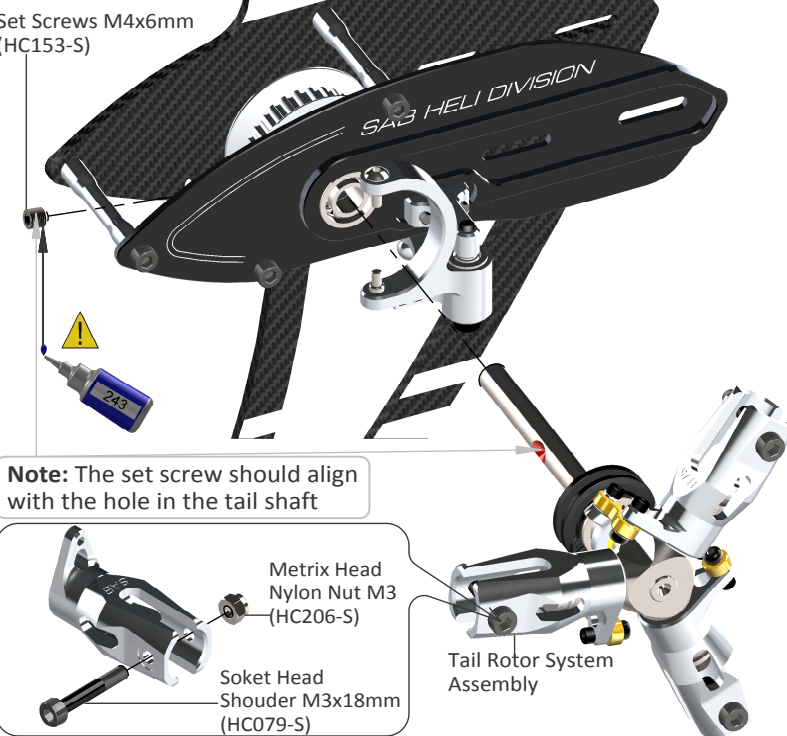
## Bell Crank Lever Assembly

Bag 6

Bag 7



Set Screws M4x6mm (HC153-S)



Note: The set screw should align with the hole in the tail shaft

## RECOMMENDATIONS

- \* These parts should be used only with models SAB Goblin 630, 700, 770, Urukay, Speed.
- \* Please follow all the instructions shown in the Goblin main manual. In this manual please read Chapter 2, Important notes.
- \* Use Loctite on all threads.
- \* Prior to use, lubricate all movements with sprat lubricant.

- \* Possible to use with the follow Tail blades:  
 3BW5105: SAB blades for 3 blades tail rotor 105 mm  
 3BW5115: SAB blades for 3 blades tail rotor 115 mm



## SPARE PARTS

### Aluminum Tail Blade Grip [H0327-S]




- 2 x Aluminum Tail Blade Grip.
- 4 x Bearing 5x10x4mm.
- 2 x Thrust bearing 5x10x4mm.
- 2 x Washer 7.5x10x0.5mm.

### Bell Crank Lever [H0406-S]



- 2 x Tail Pin.
- 1 x Uniball M2.
- 1 x Uniball Spacer.
- 1 x Bell Crank Lever.
- 2 x Flanged Bearing 3x 7x3mm.
- 1 x Socket Head Cap Screws M3x22mm.
- 1 x Socket Head Cap Screws M2x8mm.
- 1 x Washer 3x 4x0.5mm.
- 1 x Spacer 3x 4 x 9.6mm.

### Tail Pitch Slider [H0409-S]




- 1 x Tail Pitch Slider 01.
- 1 x Tail Pitch Slider 02.
- 1 x Tail Pitch Slider 03.
- 1 x Spacer 8x 9x3.2mm.
- 2 x Flanged Bearings 8x 12x3.5mm

### Tail Hub [H0418-S]



- 1 x Tail Hub.
- 1 x Set Screw M4x6mm.
- 3 x Socket Head Cap Screws M3x8mm.
- 3 x Washer 3x7x1mm.
- 3 x Washer 5x7x0.2mm.

### Tail Shaft [H0419-S]



- 1 x Tail Shaft.
- 2 x Set Screws M4x6mm.

### Pin M2 [H0435-S]



- 3 x Pin M2.
- 3 x Spacer 2x 3x3mm.
- 3 x Tail Pitch Slider Link.
- 6 x Socket Head Cap Screws M2x6mm.